

Selectable LED Linear High Bay

3-Wattages + 3-CCT (35/40/50K), Damp Rated, Up to 150 lm/W, Dimmable + Smart

FEATURES

| | |
|----------------------|------------------------------|
| Lumen Output | 11200 to 33000 lumens |
| Efficacy | Up to 150 lm/W |
| Input Voltage | 120-277V |
| Dimmable | 0-10V Continuous |
| Size | 2-FT |
| CCT | Select (3500K, 4000K, 5000K) |
| Rating | Damp Location |
| Warranty | 5 Years |

APPLICATIONS

Premium indoor luminaire for hanging or pendant mounting in high ceiling spaces above 25 feet. Suitable for gymnasiums, warehouses, manufacturing, packaging, storage, aisles, and covered decks.

CONSTRUCTION

Manufactured for durability using aluminum sheet housing with semi-gloss coating to resist corrosion, discoloration, and scratching. Ventilated driver bay for additional heat dissipation. Damp Location rated.

ELECTRICAL

Input voltages 120-277V models with 0-10V Continuous Dimming. Tunable 3-CCT (3500K, 4000K, 5000K) and Tunable 3-Wattages. Operating temperatures -4°F to 104°F (-20°C to 40°C).

MOUNTING

Aluminum V-Hooks and Chains for hanging standard. Optional Pendant Mount Bracket or pair of 10-FT Aircraft Hanging Cables available.

OPTICS

Anti-UV Frosted Micro-Filter Polycarbonate Lens standard.

CONTROLS

Fixture mounted PIR or Microwave Smart Sensor with Daylight Priority. Remote Control available. Installed Step-Down Autotransformer for 480V to 277V applications available.

EMERGENCY

Installed 90 Minute Emergency Backup Battery Driver options available.

LISTINGS

DLC Premium listed. UL certified to meet US and Canadian standards. FCC and RoHS compliant.

WARRANTY

5 year exclusive limited warranty.

| |
|--------------|
| Project: |
| Date: |
| Catalog No: |
| Prepared By: |

2-FT Models



PIR Sensor



Microwave Sensor or Bluetooth



Remote Control




Emergency Driver




TUNABLE CORRELATED COLOR TEMPERATURES (CCT)


3500K



4000K



5000K



SPECIFICATIONS

ENERGY DATA

Input Voltage: 120-277V
Input Frequency: 50/60 Hz
Wattage: 3-Wattages (160W Max, 220W Max)
Power Factor: >0.9
Total Harmonic Distortion (THD): <20%
Operating Temperature: -4°F to 104°F (-20°C to 40°C)

LIGHTING DATA

Lumens: 11200 to 33000
Lumens Per Watt: Up to 150 lm/W
Correlated Color Temperature (CCT): 3-CCT (35K, 40K, 50K)
Dimmable: 0-10V
Color Rendering Index (CRI): >80
L70: 50000 hours

ORDERING INFORMATION

| Model | Size | Wattage | Voltage | Current | Lumens | Efficacy | CCT | Dimming | Color | Dimensions |
|-----------------------------------|------|---------------|----------|--|----------------|----------|------------------|---------|-------|----------------------------|
| LHB07-L2-160/110/80W-H-TCP(XX)-Y | 2-FT | (80W | 120-277V | 0.73A@120V, 0.32A@277V | 11200 | 140 lm/W | (3500K, | 0-10V | White | 23.64"L x 11.81"W x 2.89"H |
| | | 110W 160W) | | 1.01A@120V, 0.44A@277V 1.47A@120V, 0.64A@277V | 15400 22400 | | 4000K, 5000K) | | | |
| LHB07-L3-220/160/110W-H-TCP(XX)-Y | 2-FT | (110W | 120-277V | 1.01A@120V, 0.44A@277V | 16500 | 150 lm/W | (3500K, | 0-10V | White | 23.64"L x 14.17"W x 2.89"H |
| | | 160W 220W) | | 1.47A@120V, 0.64A@277V 2.02A@120V, 0.87A@277V | 24000 33000 | | 4000K, 5000K) | | | |

| Mount | Control | Emergency |
|--|---|---|
| TLHB-PM Pendant Mount Bracket (Fits: TLHB) | HD09VR-PH 12V DC PIR Bi-Level Daylight High Bay 3-Pin Smart Sensor with Rotator Switches | EM20 (BLD-HM20D-YYY) [INSTALLED] Emergency Backup LED Driver, 20W, 90-Min Battery (≤100W Luminaires) |
| TLHB-SM Surface Mount Kit (Fits: TLHB) | HD09VR-MH 12V DC MW Bi-Level Daylight High Bay 3-Pin Smart Sensor with Rotator Switches | EM40 (BLD-GM40X-YYY) [INSTALLED] Emergency Backup LED Driver, 40W, 90-Min Battery |
| AC-10 Pair of 10-FT Aircraft Hanging Cables | HD07VR-MH 12V DC MW Bi-Level Daylight High Bay 3-Pin Smart Sensor | |
| (Blank) V-Hooks and Chains (Standard) | HD07VR-PH 12V DC PIR Bi-Level Daylight High Bay 3-Pin Smart Sensor | |
| | HD06R Sensor Remote Control with LCD Display (HD Series) | |
| | SD250 [INSTALLED] Step-Down Autotransformer 480V to 277V, Up To 250W | |
| | SD375 [INSTALLED] Step-Down Autotransformer 480V to 277V, Up To 375W | |

PHYSICAL DIMENSIONS

2-FT 160W Max Models

23.64"L x 11.81"W x 2.89"H

2-FT 220W Max Models

23.64"L x 14.17"W x 2.89"H

